



SUPPORT, TRAINING & CONSULTING

Increased workflow efficiency in your practice with SICAT Services

MAKE EVERY CASE COUNT!

WITH 3D-BASED PRODUCTS, SICAT is making your practice fit for the future. Our versatile product range offers solutions for dental implantology, endodontics, treatment of craniomandibular dysfunctions and obstructive sleep apnea.

EVERY CASE COUNTS. SICAT focuses on your needs and therefore offers a large portfolio of support, training and consulting: progressive, case-specific and economical.

OUR SERVICE IS YOUR BENEFIT. Secure and increase the success of your practice with the support of SICAT's expertise.





SICAT CLINICAL ASSIST

WE PLAN THE CASE – YOU TREAT YOUR PATIENT. Save time, speed up processes, gain confidence – with our individual 3D-planning service.



SICAT CASE CHECK FÜR CEREC GUIDE 2

YOU PLAN THE CASE – WE OFFER YOU SUPPORT. Maintain flexibility and gain reassurance with the case-specific SICAT case check.



SICAT IN-OFFICE TRAINING

WE TEACH YOU THE WORKFLOW – YOU EXPAND YOUR KNOWLEDGE. Training in your own practice; hands-on introduction to the SICAT applications; going through the workflow using one of your patient cases – with our individual training on site.



SICAT PORTAL

WE PROVIDE INFORMATION – YOU STAY UP-TO-DATE. Place orders, check statuses, document cases and manage your software licenses – by using SICAT's online platform.

SICAT CLINICALASSIST

**WE PLAN THE CASE –
YOU TREAT YOUR PATIENT.**

Starting at

\$99.00

OUR INDIVIDUAL 3D-planning service offers both implant planning and high-quality surgical guides from one source.

HOW YOU BENEFIT: You save time and optimize your practice's workflow.

- Patient-friendly planning proposals
- Including optional online case discussion
- Maximum accuracy of fit – guaranteed and documented

Speed up processes, save time, treat more patients: this is SICAT **CLINICALASSIST** with the plus in safety.

“

*The **CLINICALASSIST** planning team helped me place implants even in areas with limited bone and little room for error. They also added anchor pins, which worked perfectly to stabilize the guide and make the surgery successful.*

I would not have attempted the surgery without the guaranteed accuracy of a guide, and the post-op CBCT scan confirmed the final implant position exactly as planned.

”



Dr. Greg Secora

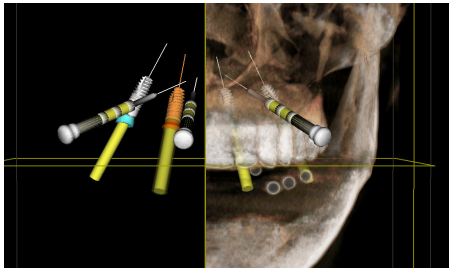
JUST 3 STEPS TO A HIGH-QUALITY SURGICAL GUIDE.

1



You create a 3D X-ray scan of the patient with your Dentsply Sirona 3D system and send the order form and the 3D data set (including the radiographic template and a stone model or optical scan) to SICAT.

2



SICAT plans your case according to your specifications and provides you with a planning proposal. You approve the case digitally. An optional online case discussion is included if requested by you.

3



SICAT starts manufacturing the requested patient-individual surgical guide with various options – one for any case: **CLASSIC-GUIDE**, **OPTIGUIDE** or **DIGITALGUIDE**.

WE GUARANTEE the production accuracy on every SICAT Surgical Guide to be within 0.5mm at the implant's apical end – precisely documented!

LEARN MORE AT WWW.SICAT.COM/CLINICALASSIST

SICAT CASECHECK FOR CEREC GUIDE 2

**YOU PLAN THE CASE -
WE OFFER YOU SUPPORT.**

USE THE FLEXIBILITY of CEREC Guide 2's completely digital workflow in your practice, combined with the reassurance offered by the SICAT Case Check.

THE SICAT TEAM reviews your implant plan and the feasibility for CEREC Guide 2 and will inform you of possible complications. This enables you to refine your treatment plan simply and efficiently – for optimum results.

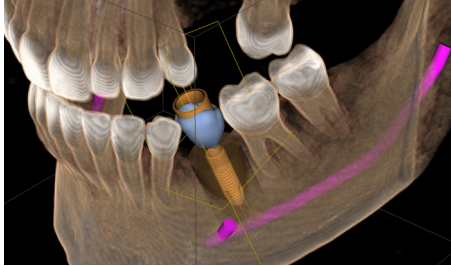
**Available
for**

\$80.00



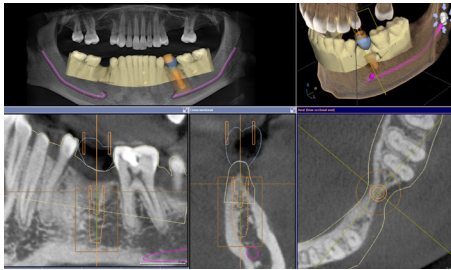
IN JUST 3 STEPS TO AN EXPERT REVIEW.

1



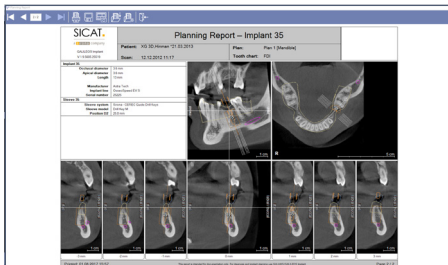
You plan the implant case and send it to SICAT for technical evaluation by our **CASECHECK** team.

2



SICAT's team of experts reviews feasibility of both, the planned position of implants and sleeves as well as the optical data's quality and registration for the creation of a CEREC Guide 2.

3



SICAT provides you with a detailed report including an overview on possible difficulties and a detailed description of the planned positions.

SICAT IN-OFFICE TRAINING

**WE TEACH YOU THE WORKFLOW -
YOU EXPAND YOUR KNOWLEDGE.**

A COMPREHENSIVE INTRODUCTION to the SICAT applications is provided during the In-Office-Training. Our experts visit you directly in your practice and introduce you to the complete workflow.

ALL IMPORTANT WORKFLOW STEPS are covered and further explained with the help of practical case examples. We will guide you step by step from the analysis and 3D planning to the patient-individual SICAT Surgical Guide or therapeutic appliance.

**Available
for**

\$1,499.00

LEARN MORE AND SCHEDULE YOUR APPOINTMENT!

WWW.SICAT.COM





***BROADEN YOUR KNOWLEDGE
WITH SICAT.***

HANDS-ON: Experience the SICAT workflow from A to Z by using one of your patient cases.

INDIVIDUAL: The training will address your specific questions and needs.

DIRECTLY ON SITE: A SICAT expert will visit you in your practice. Your own devices and the practice staff can be involved directly, ensuring an increased learning effect.

Custom-made training – for a professional hands-on introduction to the SICAT applications, travel to and from your practice included.

Workflow from A to Z for the selected application:

- Implant planning with Galileos Implant / SICAT Implant, including the planning of abutments and sleeves as well as the order of a SICAT Surgical Guide.
- Airway analysis and treatment planning with SICAT Air, including the order of an **OPTISLEEP** therapeutic appliance.
- Mandibular joint diagnostics and functional prosthetics with SICAT Function, SICAT JMT⁺ and CEREC, including the order of an **OPTIMOTION** therapeutic appliance.

SICAT PORTAL

**WE PROVIDE INFORMATION -
YOU STAY UP-TO-DATE.**

THE SICAT PORTAL is the web-based platform for SICAT users on where you can review and follow-up the status of your orders at any time.

IN ADDITION, the SICAT Portal offers access to case-specific documentation and manages the licenses of your SICAT Suite applications.

***Free registration at
PORTAL.SICAT.COM***



EASY COMMUNICATION AND DOCUMENTATION:

- *Place orders and view the status of your orders online*
- *Full case transparency for orders of SICAT Surgical Guides and therapeutic appliances*
- *Select shipping options – pick-up or conventional shipping*
- *Download case-related documentation*
- *Manage your software licenses*
- *Download marketing documents for improved patient-doctor communication*
- *Guaranteed data security through state-of-the art encryption technology*



**ANY QUESTIONS?
WE WILL ASSIST YOU!**

WWW.SICAT.COM



SICAT GMBH & CO. KG
BRUNNENALLEE 6
53177 BONN
GERMANY

T +49 (0)228 / 854697-0
F +49 (0)228 / 854697-99

INFO@SICAT.COM
WWW.SICAT.COM



205/01-19-EN